



Location: CMA5b - Pedestrian Plaza

Report on 24-hour TSP monitoring for EP-376/2009

Action Level - 209.9 µg/m³

Limit Level - 260 µg/m³

Date	Sampling Time	Weather Condition	Filter paper no.	Filter Weight, g		Elapse Time, hr		Sampling Time, hr	Flow Rate, m ³ /min			Total Volume, m ³	TSP Level, µg/m ³
				Initial	Final	Initial	Final		Initial, Q _{si}	Final, Q _{sf}	Average		
1-Jun-16	8:00	Fine	015868	2.9011	2.9979	6692.66	6716.66	24.00	0.84	0.84	0.84	1205	80.3
7-Jun-16	8:00	Cloudy	016005	2.9147	3.0574	6719.67	6743.67	24.00	0.85	0.84	0.85	1219	117.1
13-Jun-16	8:00	Cloudy	016101	2.8216	2.9198	6746.67	6770.67	24.00	0.84	0.76	0.80	1150	85.4
18-Jun-16	8:00	Rainy	016135	2.9060	2.9695	6773.67	6797.67	24.00	0.70	0.69	0.69	1000	63.5
24-Jun-16	8:00	Fine	015795	2.7962	2.9235	6800.68	6824.68	24.00	0.69	0.69	0.69	994	128.1

Report on 1-hour TSP monitoring for EP-376/2009

Action Level - 339.7 µg/m³

Limit Level - 500 µg/m³

Date	Sampling Time	Weather Condition	Filter paper no.	Filter Weight, g		Elapse Time, hr		Sampling Time, hr	Flow Rate, m ³ /min			Total Volume, m ³	TSP Level, µg/m ³
				Initial	Final	Initial	Final		Initial, Q _{si}	Final, Q _{sf}	Average		
2-Jun-16	8:42	Fine	015838	2.8772	2.8870	6716.66	6717.66	1.00	0.84	0.84	0.84	50	195.3
2-Jun-16	10:11	Fine	015834	2.8641	2.8684	6717.66	6718.66	1.00	0.84	0.84	0.84	50	85.7
2-Jun-16	13:00	Fine	016009	2.8883	2.8958	6718.66	6719.66	1.00	0.84	0.84	0.84	50	149.5
8-Jun-16	8:27	Rainy	015997	2.8950	2.9027	6743.67	6744.67	1.00	0.84	0.84	0.84	51	152.2
8-Jun-16	9:52	Rainy	015993	2.8916	2.8993	6744.67	6745.67	1.00	0.84	0.84	0.84	51	152.2
8-Jun-16	13:00	Rainy	016105	2.7916	2.8006	6745.67	6746.67	1.00	0.84	0.84	0.84	51	177.9
14-Jun-16	8:24	Cloudy	016068	2.8255	2.8305	6770.67	6771.67	1.00	0.83	0.83	0.83	50	99.8
14-Jun-16	9:28	Cloudy	016145	2.8846	2.8919	6771.67	6772.67	1.00	0.83	0.83	0.83	50	145.7
14-Jun-16	13:00	Cloudy	016140	2.9136	2.9211	6772.67	6773.67	1.00	0.83	0.83	0.83	50	149.7
20-Jun-16	9:06	Fine	016119	2.9063	2.9100	6797.68	6798.68	1.00	0.77	0.69	0.73	44	84.6
20-Jun-16	10:28	Fine	016115	2.8792	2.8819	6798.68	6799.68	1.00	0.69	0.69	0.69	42	65.0
20-Jun-16	13:00	Fine	016112	2.8227	2.8285	6799.68	6800.68	1.00	0.69	0.69	0.69	42	139.6
25-Jun-16	8:16	Fine	016215	2.8508	2.8625	6824.68	6825.68	1.00	0.69	0.69	0.69	41	282.5
25-Jun-16	9:19	Fine	016211	2.8729	2.8805	6825.68	6826.68	1.00	0.69	0.69	0.69	41	183.5
25-Jun-16	10:44	Fine	016207	2.8765	2.8860	6826.68	6827.68	1.00	0.69	0.69	0.69	41	229.4



Location: CMA6a - WDII PRE Office

Report on 24-hour TSP monitoring for EP-376/2009

Action Level - 207.1 µg/m³

Limit Level - 260 µg/m³

Date	Sampling Time	Weather Condition	Filter paper no.	Filter Weight, g		Elapse Time, hr		Sampling Time, hr	Flow Rate, m ³ /min			Total Volume, m ³	TSP Level, µg/m ³
				Initial	Final	Initial	Final		Initial, Q _{si}	Final, Q _{sf}	Average		
1-Jun-16	8:00	Fine	015851	2.8674	2.9464	428.49	452.49	24.00	1.14	1.14	1.14	1643	48.1
8-Jun-16	14:00	Rainy	016015	2.8296	2.8797	458.50	482.50	24.00	1.15	1.14	1.14	1649	30.4
13-Jun-16	8:00	Cloudy	015618	2.8400	2.9200	482.50	506.50	24.00	1.11	1.11	1.11	1600	50.0
18-Jun-16	8:00	Rainy	016159	2.8953	2.9430	509.54	533.54	24.00	1.06	1.06	1.06	1523	31.3
24-Jun-16	8:00	Fine	015617	2.8433	2.9117	536.54	560.54	24.00	1.11	1.11	1.11	1601	42.7

Remarks: Due to interruption of electricity, the 24hr TSP was rescheduled from 7 June 2016 to 8 June 2016.

Report on 1-hour TSP monitoring for EP-376/2009

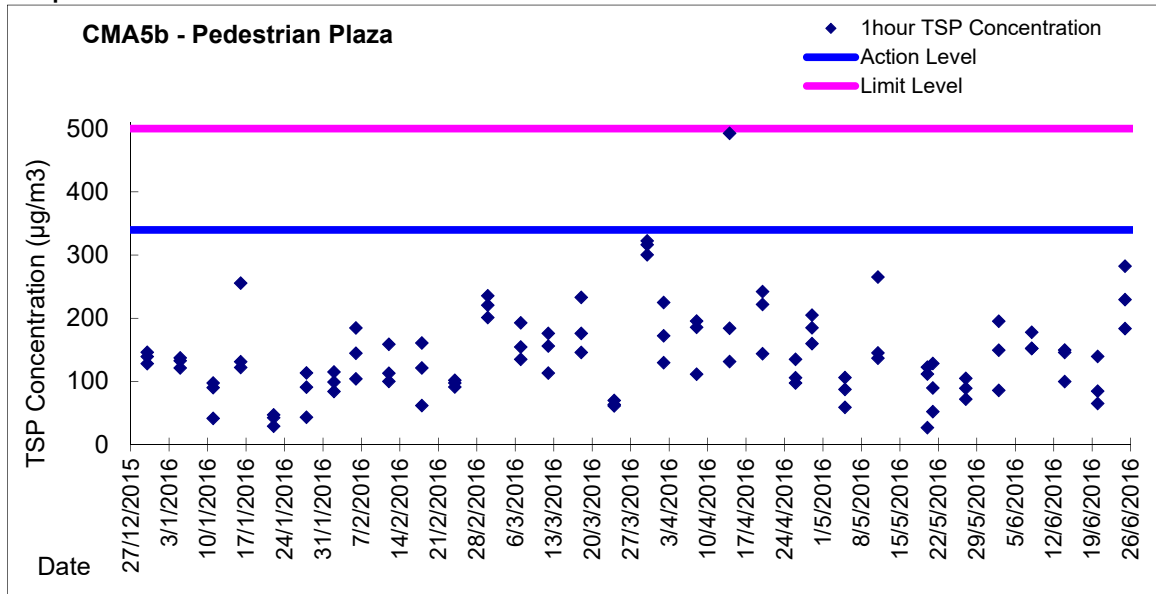
Action Level - 333 µg/m³

Limit Level - 500 µg/m³

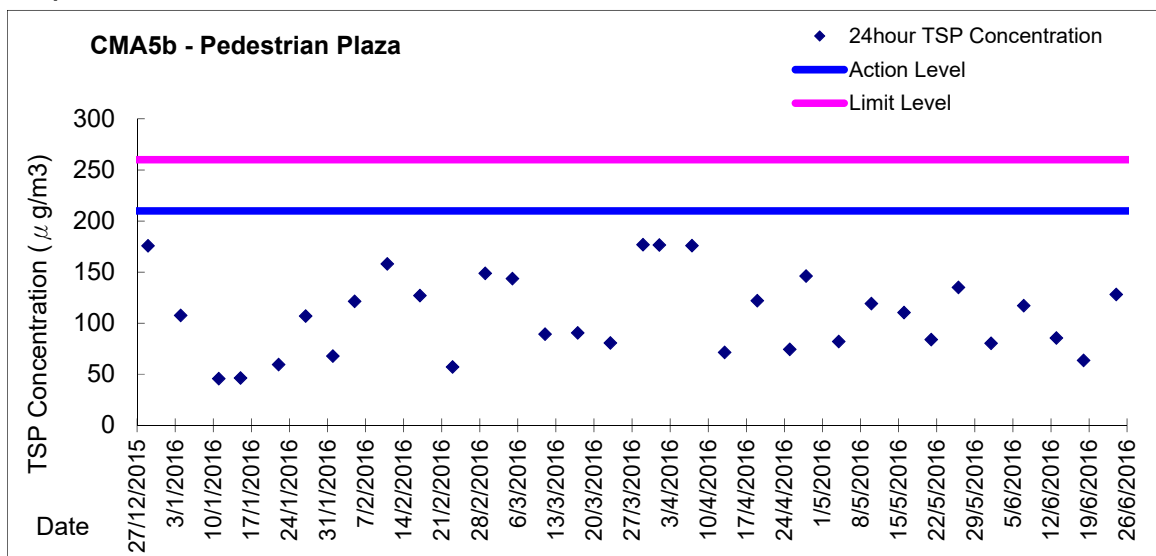
Date	Sampling Time	Weather Condition	Filter paper no.	Filter Weight, g		Elapse Time, hr		Sampling Time, hr	Flow Rate, m ³ /min			Total Volume, m ³	TSP Level, µg/m ³
				Initial	Final	Initial	Final		Initial, Q _{si}	Final, Q _{sf}	Average		
2-Jun-16	8:30	Fine	016013	2.9213	2.9261	452.49	453.49	1.00	1.11	1.11	1.11	67	72.0
2-Jun-16	10:00	Fine	015985	2.9304	2.9362	453.49	454.49	1.00	1.11	1.11	1.11	67	86.9
2-Jun-16	13:00	Fine	015982	2.9094	2.9144	454.49	455.49	1.00	1.11	1.11	1.11	67	74.9
8-Jun-16	8:10	Rainy	016078	2.8274	2.8288	455.50	456.50	1.00	1.12	1.12	1.12	67	20.9
8-Jun-16	9:40	Rainy	016075	2.8258	2.8269	456.50	457.50	1.00	1.06	1.06	1.06	64	17.3
8-Jun-16	10:50	Rainy	016072	2.8106	2.8143	457.50	458.50	1.00	1.12	1.12	1.12	67	55.2
14-Jun-16	8:10	Cloudy	016177	2.8914	2.8958	506.50	507.50	1.00	1.11	1.11	1.11	67	66.0
14-Jun-16	9:45	Cloudy	016165	2.9083	2.9138	507.50	508.50	1.00	1.11	1.11	1.11	67	82.5
14-Jun-16	11:00	Cloudy	016162	2.8942	2.8973	508.50	509.50	1.00	1.11	1.11	1.11	67	46.5
20-Jun-16	8:50	Fine	016156	2.8884	2.8940	533.54	534.54	1.00	1.06	1.06	1.06	63	88.4
20-Jun-16	10:15	Fine	016153	2.9104	2.9152	534.54	535.54	1.00	1.06	1.06	1.06	63	75.8
20-Jun-16	14:15	Fine	016064	2.7976	2.8173	535.54	536.54	1.00	1.11	1.11	1.11	67	294.8
25-Jun-16	8:01	Fine	016056	2.7802	2.7840	560.54	561.54	1.00	1.05	1.05	1.05	63	60.1
25-Jun-16	9:20	Fine	016247	2.8110	2.8154	561.54	562.54	1.00	1.05	1.05	1.05	63	69.6
25-Jun-16	10:25	Fine	016243	2.8193	2.8257	562.54	563.54	1.00	1.05	1.05	1.05	63	101.2



Graphic Presentation of 1 hour TSP Result for EP-376/2009

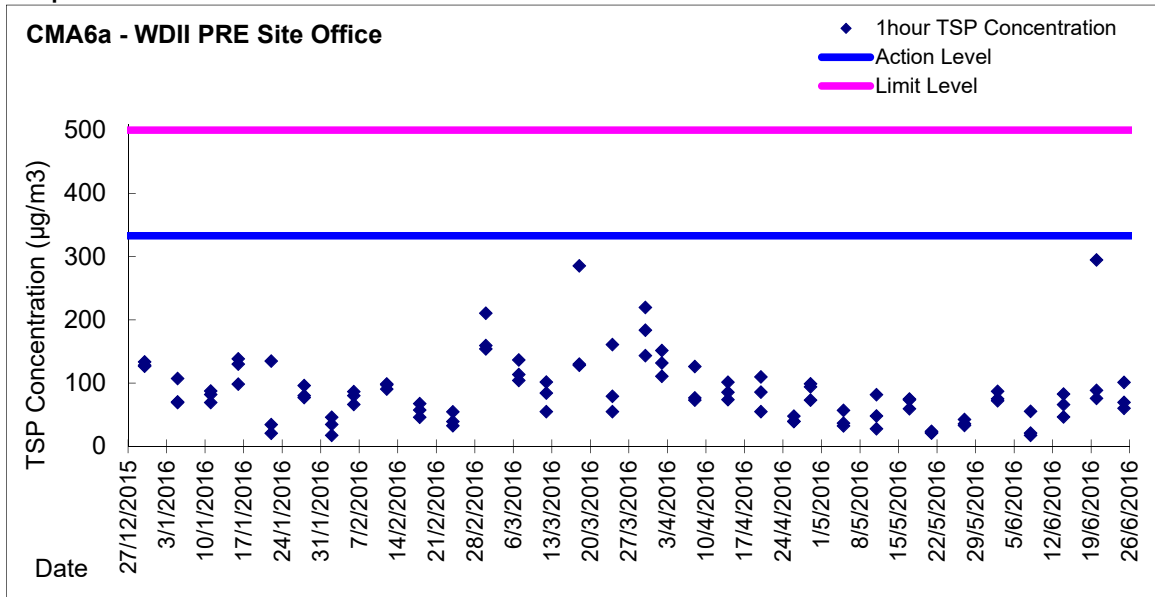


Graphic Presentation of 24 hour TSP Result for EP-376/2009





Graphic Presentation of 1 hour TSP Result for EP-376/2009



Graphic Presentation of 24 hour TSP Result for EP-376/2009

